



Immunodeficiency Disorders

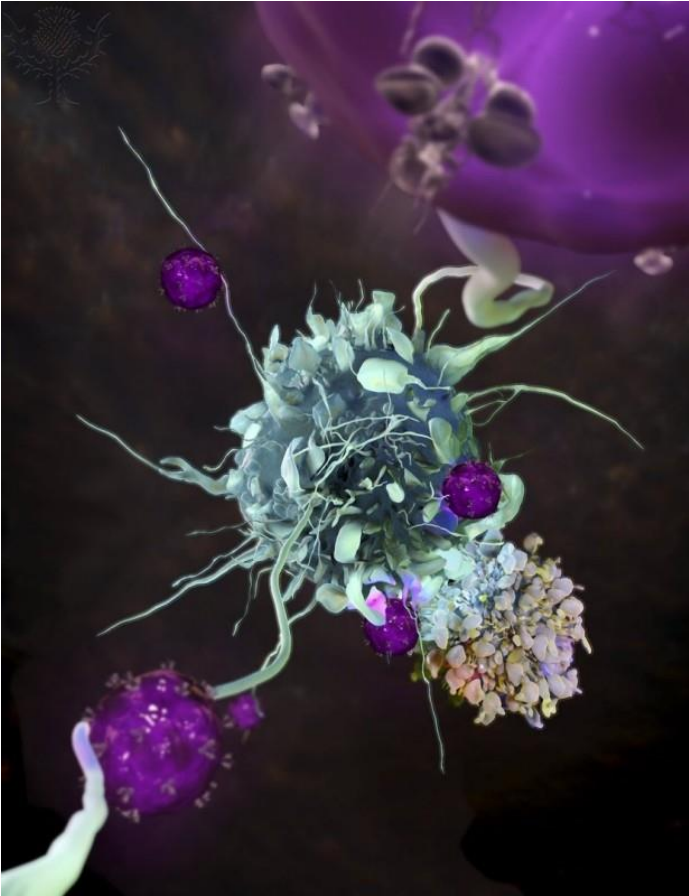
University of Jordan

School of Medicine

Department of Pathology, Microbiology and Forensic Medicine

Malik Sallam, MD, PhD

Immunodeficiency (ID)





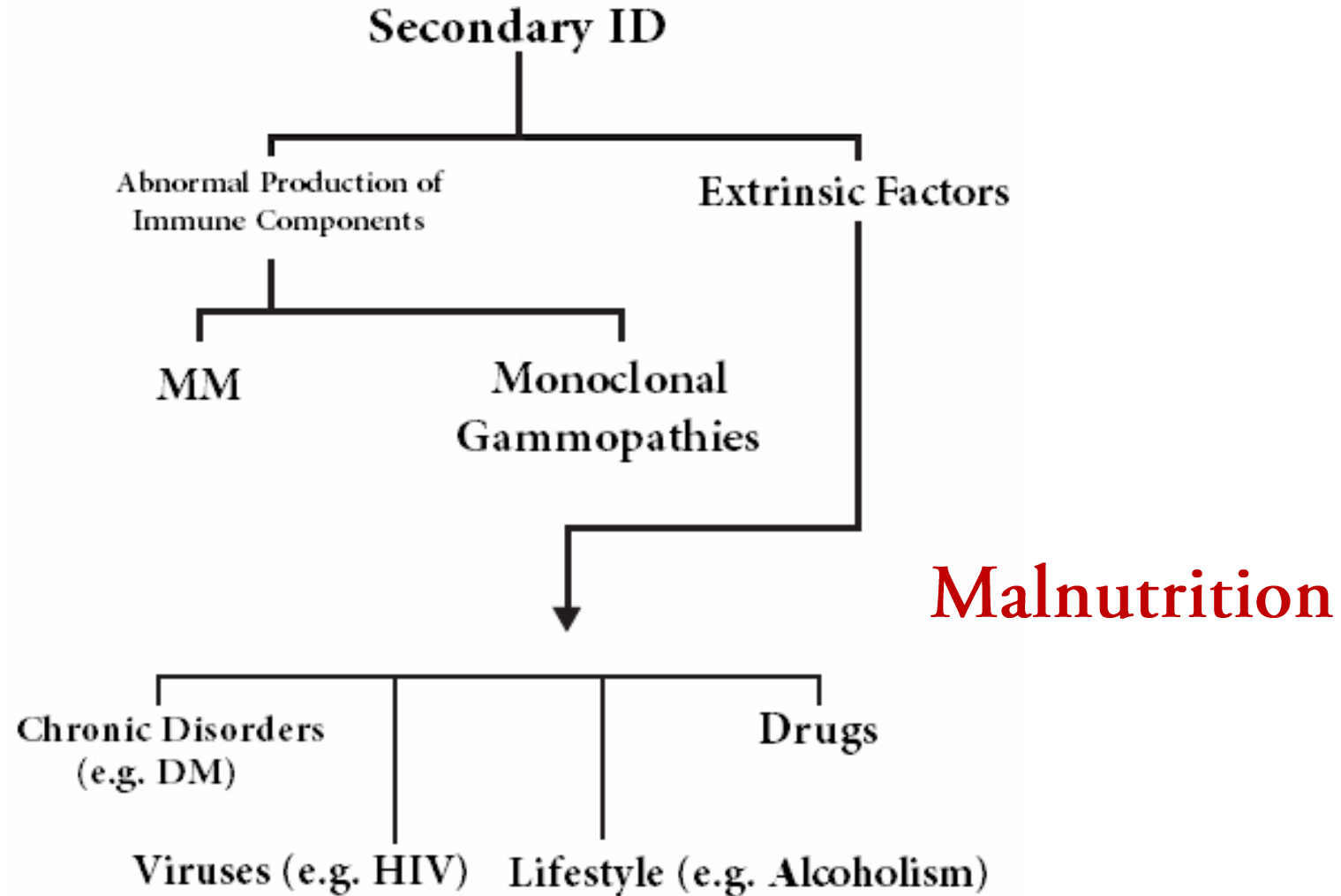
Immunodeficiency (ID)

Type of infections associated with major categories of PIDs

Organism	Antibody deficiencies	CIDs	Phagocytic defects	Complement deficiencies
Viruses	Enteroviruses	All, especially: CMV, respiratory syncytial virus, EBV, parainfluenza type 3	No	No
Bacteria	<i>Streptococcus pneumoniae</i> , <i>Haemophilus influenzae</i> , <i>Moraxella catarrhalis</i> , <i>Pseudomonas aeruginosa</i> , <i>Staphylococcus aureus</i> , <i>Neisseria meningitidis</i> , <i>Mycoplasma pneumoniae</i>	As for antibody deficiencies, also: <i>Salmonella typhi</i> , <i>Listeria monocytogenes</i> , enteric flora	<i>S aureus</i> , <i>P aeruginosa</i> , <i>Nocardia asteroides</i> , <i>S typhi</i>	As for antibody deficiencies: especially <i>N meningitidis</i> in deficiency of late components
Mycobacteria	No	Nontuberculous, including BCG	Nontuberculous, including BCG	No
Fungi	No	<i>Candida</i> species, <i>Aspergillus</i> species, <i>Cryptococcus neoformans</i> , <i>Histoplasmosis capsulatum</i>	<i>Candida</i> species, <i>Aspergillus</i> species	No
Protozoa	<i>Giardia lamblia</i>	<i>Pneumocystis jiroveci</i> , <i>Toxoplasma gondii</i> , <i>Cryptosporidium parvum</i>	No	No



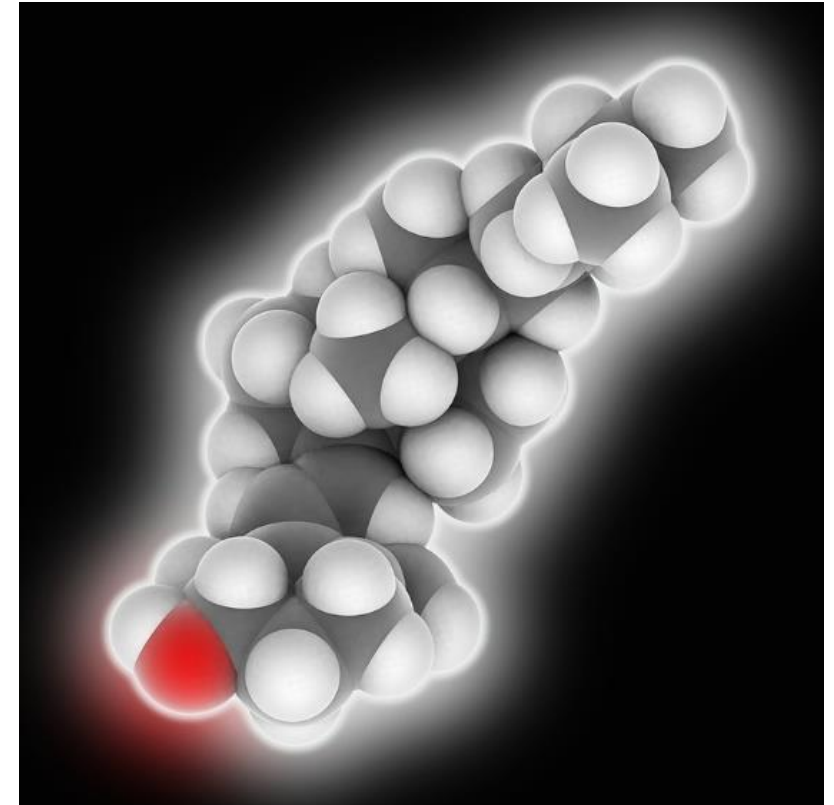
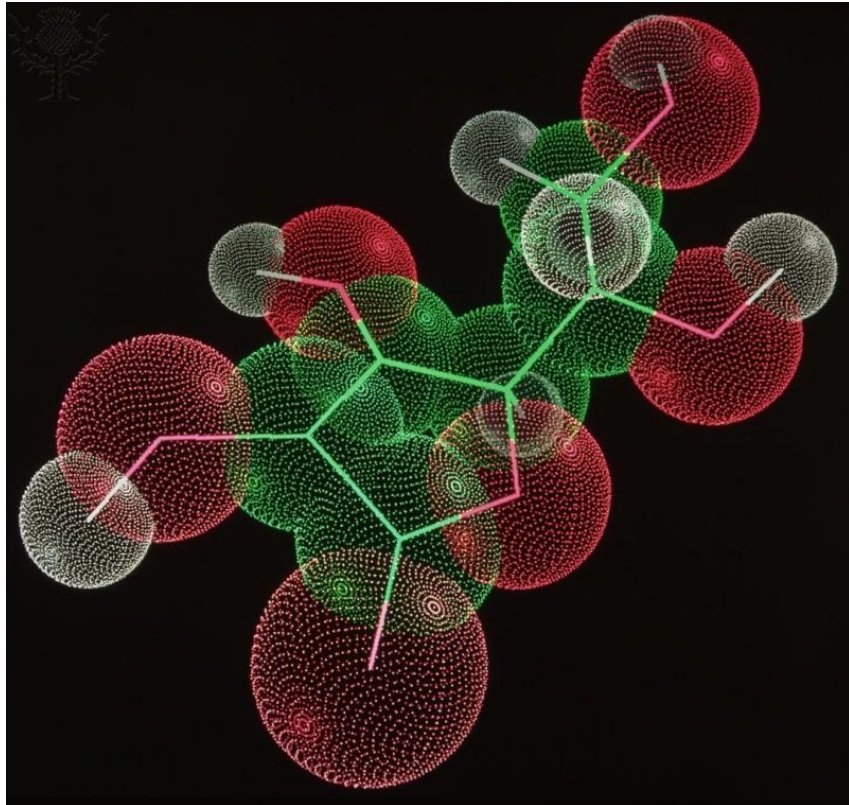
Overview of the Secondary ID



Secondary ID - Malnutrition



Secondary ID - Malnutrition



Secondary ID – Extremes of Age



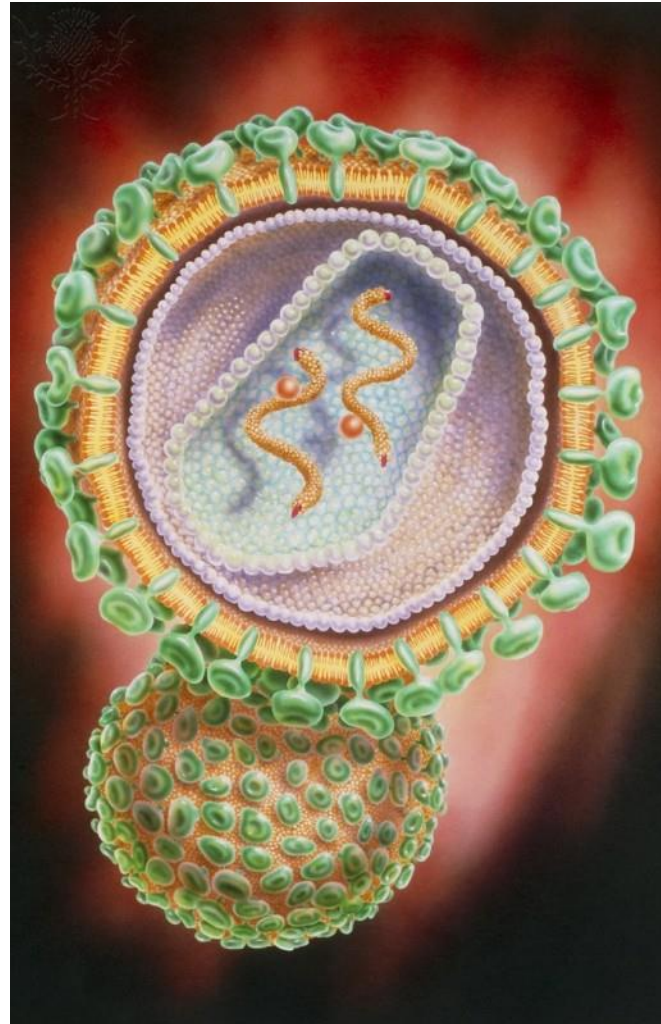
Secondary ID – Metabolic Disorders



Secondary ID – Drugs



Secondary ID – Infectious diseases



Secondary ID



References



- Abbas AK, Pillai S, Lichtman AH. *Cellular and molecular immunology*. 9th ed. Philadelphia: Elsevier/Saunders; 2018.
- Levinson W. *Review of medical microbiology and immunology*. 13th ed. New York: McGraw-Hill Medical; 2014.
- Owen JA, Punt J, Stranford SA, Jones PP, Kuby J. *Kuby immunology*. 7th ed. New York: W.H. Freeman; 2013.
- Doan T, Melvold R, Viselli S, Waltenbaugh C. *Immunology*. 1st ed. Baltimore, MD: Lippincott Williams & Wilkins; 2008.
- Nairn R, Helbert M. *Immunology for medical students*. 2nd ed. Philadelphia: Mosby; 2007.
- Male D, Brostoff J, Roth DB, Roitt I. *Immunology*. 7th ed. Mosby/Elsevier; 2006.
- Notarangelo LD. Primary immunodeficiencies. *J Allergy Clin Immunol* 2010,**125**:S182-194.
- Chinen J, Shearer WT. Secondary immunodeficiencies, including HIV infection. *J Allergy Clin Immunol* 2010,**125**:S195-203.
- Modell V, Knaus M, Modell F, Roifman C, Orange J, Notarangelo LD. Global overview of primary immunodeficiencies: a report from Jeffrey Modell Centers worldwide focused on diagnosis, treatment, and discovery. *Immunol Res* 2014,**60**:132-144.